



11200 Ranch Road 2222 Austin, Texas 78730  
O: (512) 502-8484 www.geschkegroup.com

.....

## **Interior Design Selection Worksheet**

Ok then....Are you ready to build your house? ☺ Well, there are a lot of Interior Design “Selections” that have to be made for you to successfully execute this build. These selections have to be made in a timely manner for your contractor to order materials in time and build the house efficiently. I can honestly say that most of the issues & delays I see are due to miscommunication about selections and failure to provide these selections to the builder on time. Construction projects are very complex and it’s easy to be overwhelmed by the unlimited options and resources to choose from. In an effort to make life easier for you and your Builder, we have created an Interior Design Selection Worksheet that will help you stay organized & in control of your selections....and maybe even have some Fun with this! ☺


Many clients will choose to hire a professional Interior designer because making these selections does require a lot of work, time and organization. But.... if you’re up for the task of tackling this on your own, we want to help you! This Worksheet will hopefully not only allow you to organize and compile all of your selections, but provide you with an outline to define deadlines, indicate sizes, sources and information.....this will become the most important document for you and your builder to collaborate on. (By the way, even if you are working with an interior designer, this worksheet will still help you stay organized with your selections. )

I’ve added the selections in order in which I suspect the decisions have to be made, but this can vary drastically with each builder. On that note, we recommend that you work with your builder to define some due dates of these items so that you’re not pressed for time and forced to make decisions you’re not 100% happy with. Now, this worksheet will not provide all the information a builder needs from you, but this is a great start. You will need to customize these sheets for your specific house design.

We have added some additional vendor & trade resources for those of you lucky enough to be living in central Texas! I’ve listed some firms that seem to come up over and over again as reputable and reliable vendors for your home selections. Good Luck and Have fun.

**Project Name:** \_\_\_\_\_

**Appliances 1 of 2: Selections due:** \_\_\_\_\_

Type	Location	Name & Brand	Size / Dim / Finish/Color	Source & Address	Notes:	Cost:	Photo:
Range (example)	Kitchen	Thermador Pro Grand	60"x 26" Stainless steel	Fergusons 9333 Research Blvd. Austin, TX 78734 512 382 2032 <a href="https://www.build.com">https://www.build.com</a>	It's awesome, but also pricey.	\$23,250.00	
Range(top)							
Oven(s)							
Refrigerator							
Dishwasher							
Microwave							
Icemaker							
Vent hood For Range							
Warming Drawer							
Wine Fridge							
BBQ Grill							
Vent hood 2 for Grill							
Under-counter Refrigerator							

**Project Name:** \_\_\_\_\_

**Appliances 2 of 2: Selections due:** \_\_\_\_\_


Type	Location	Name & Brand	Size / Dim / Finish/Color	Source & Address	Notes:	Cost:	Photo:

**Some helpful Notes:**

- I suggest you first establish your Allowance for appliances. An Allowance is the amount of “money” allocated to a certain aspect of your house so that your total budget stays intact. (Allowances include other items like lighting, flooring, etc.) It’s easy to blow your overall budget if you go over the allotted allowance amount.
- You will at one point want to decide if you want the appliances are faced with Cabinet fronts or just keep them as is. 9 Stainless steel)
- Verify your gas requirements for your ranges. Are you Gas, electric or Dual fuel?
- My words of wisdom....don’t go overboard and live the way you want to. If you have not used the latest & greatest built-in “veggie steamer” or warming drawer for the last 10 years, I doubt you need it now. You won’t miss it and save your \$\$ to spend on items you truly LOVE and cannot live without. You wallet will thank you! ☺

**Project Name:** \_\_\_\_\_

**Plumbing 1 of 3: Selections due:** \_\_\_\_\_

Location	Type	Name & Brand & size & Color	Source & Address	Notes:	Cost:	Photo:
Kitchen (example)	Sink	Kohler, K-80085-1PC Undermount, Gun metal gray	Fergusons 9333 Research Blvd. Austin, TX 78734 512 382 2032 <a href="https://www.build.com">https://www.build.com</a>	This is the one we really like.	\$450.00	
Kitchen	Sink					
Kitchen	Island Sink					
Kitchen	Main Faucet					
Kitchen	Island Faucet					
Kitchen	Pot filler faucet					
Wetbar	Sink					
Wetbar	Faucet					
Powder Bath	Sink					
Powder Bath	Faucet					
Powder Bath	Toilet					
Utility Room	Sink					
Utility Room	Faucet					
Primary Bath	Sink(s)					

**Project Name:** \_\_\_\_\_

**Plumbing 2 of 3: Selections due:** \_\_\_\_\_

Location	Type	Name & Brand & size & Color	Source & Address	Notes:	Cost:	Photo:
Primary Bath	Faucet(s)					
Primary Bath	Tub					
Primary Bath	Tub Faucet					
Primary Bath	Shower Faucet					
Primary Bath	Shower Drain					
Primary Bath	Toilet					
Primary Bath	Accessories					
Bedrm. 2 Bath	Sink					
Bedrm. 2 Bath	Faucet					
Bedrm. 2 Bath	Tub					
Bedrm. 2 Bath	Tub Faucet					
Bedrm. 2 Bath	Shower Faucet					
Bedrm. 2 Bath	Shower Drain					
Bedrm. 2 Bath	Toilet					
Bedrm. 2 Bath	Accessories					
Bedrm. 2 Bath						
Bedrm. 2 Bath						



11200 Ranch Road 2222 Austin, Texas 78730  
 O: (512) 502-8484 www.geschkegroup.com

Project Name: \_\_\_\_\_

**Plumbing 3 of 3: Selections due:** \_\_\_\_\_


Location	Type	Name & Brand & size & Color	Source & Address	Notes:	Cost:	Photo:
Bedrm. 3 Bath	Sink					
Bedrm. 3 Bath	Faucet					
Bedrm. 3 Bath	Tub					
Bedrm. 3 Bath	Tub Faucet					
Bedrm. 3 Bath	Shower Faucet					
Bedrm. 3 Bath	Shower Drain					
Bedrm. 3 Bath	Toilet					
Bedrm. 3 Bath	Accessories					
Outdoor Grill Area	Sink					
Outdoor Grill Area	Faucet					
Misc.						

**Some helpful Notes:**

- Plumbing can get pricey and you might find an identical Model at Home Depot for a fraction of the price. The difference is usually all the fittings inside. The more expensive models usually have more robust and longer lasting fittings.
- Splurge on kitchens, powder baths and primary bedrooms, but I always recommend to go less expensive on the kid's rooms...they won't care. 😊

**Project Name:** \_\_\_\_\_

**Exterior Doors & Windows : Selections due:** \_\_\_\_\_


Type	Brand/Style/Color	Source & Address	Notes:	Photo:
Window	Marvin Essential Bronze - Aluminum Clad wood	MGI Window Gallery, Austin TX	Size per plans	
Windows				
Sider Door				
Front Door				
Garage Door				

**Some helpful Notes:**

You will typically meet with a window rep to select the type of window. There's "usually" no need to list each window separately...the Window company that your Builder uses will usually create a document that shows all your selections & locations. The same applies to exterior doors. You just need to meet with the Window company with your plans (That hopefully have all window call outs on it) and select the window brand, model & color you want based on your look and Budget. The windows and doors will usually be one of the most expensive items in your house.....and I always recommend to get the best windows you can. You'll never know when you have a good window, but you'll for sure know when you have a bad one! Beware of cheap windows and bad installations.....windows are a huge potential for water & air infiltration.

**Project Name:** \_\_\_\_\_

**Lighting 1 of 3: Selections due:** \_\_\_\_\_

Location	Type	Name & Brand & size & Color	Source & Address	# of lights & Notes:	Cost:	Photo:
Dining Room (example)	Chandelier	Crate & Barrel Liona Brass Candelabra	Crate & Barrel, 1234 Research Blvd. 512-123-4567	Need 3	\$999.00	
Dining Room	Chandelier					
Great Room	Chandelier					
Entry	Chandelier					
Kitchen	Hanging Pendants					
Primary Bath	Chandelier					
Primary Bath	Sconces					
Front Porch	Chandelier					
Front Porch	Sconces					
Side Porch	Sconces					
Back Porch	Chandelier					
Back Porch	Sconces					
Game - room	Chandelier					



**Project Name:** \_\_\_\_\_

**Lighting 2 of 3: Selections due:** \_\_\_\_\_

Location	Type	Name & Brand & size & Color	Source & Address	Notes:	Cost:	Photo:
Study	Chandelier					
Fireplace	Sconces					
Primary Bedroom	Sconces					
Utility Room	Chandelier					
Garage Exterior	Sconces					
Great Room	Fan					
Primary Bedroom	Fan					
Primary Bath	Fan					
Bedroom 2	Fan					
Bedroom 3	Fan					
Bedroom 4	Fan					
Bedroom 5	Fan					
Game – Room	Fan					
Study	Fan					



11200 Ranch Road 2222 Austin, Texas 78730  
O: (512) 502-8484 www.geschkegroup.com


Project Name: \_\_\_\_\_

**Lighting 3 of 3: Selections due:** \_\_\_\_\_

Location	Type	Name & Brand & size & Color	Source & Address	Notes:	Cost:	Photo:
Back Porch	Fan					
Misc.						

**Project Name:** \_\_\_\_\_

**Exterior Selections: Selections due:** \_\_\_\_\_

Material	Type /Name & Size / Color	Source & Address	Notes/ Example Address:	Cost:	Photo:
Stone	Lueder Limestone, 8"-10"-12" chopped 4 sides. Linear Ashlar Pattern	Bedrock Stone, 1234 Research Blvd	Stone on house at 818 Oakmont Ave.	<u>\$250/ton</u>	
Stone					
Stucco					
Siding					
Roofing (Metal or Tile or shingles)					
Driveway					
Decorative Brackets					
Exterior Beam(s) Stain					

## Exterior Selection Notes:

**Stone:** To make your stone selection it's usually best to provide a photograph of the stone type and pattern to your builder. If it's local, also provide an address so the mason can go by and take a look at the sample. The issue is that there is no uniform naming system for stone and pattern....and a photo is the best way to ensure you will wind up getting what you want. It's also very important to ask your builder to prove a "Sample" wall where the mason can do a 4'x4' "mock-up" of your stone (along with samples of your stucco or siding color, roof & fascia) so you can approve everything before it's built. Make sure you also take some photos of the sample wall you approve so you can verify the mason actually built what you approved on the sample wall.

**Stucco:** There are 2 type of stucco usually here in central Texas... a 3-Coat or an Integral Color. The 3-Coat is more cost effective, easier to paint/patch and is usually what you see in 98% of homes. The 3 coat stucco will get painted later and I usually recommend this one! ☺ The other Option is an Integral Color stucco where they mix the color into the mix. This gives a wonderful "marbled" and smooth finish to the stucco that looks very "antique-ey".... But it's also more expensive and harder to repair & patch. You will get some superficial small surface cracking in the stucco which is normal, but some people do not like that so make sure you see this first . As always, do some research before you choose you will want to talk to your builder or architect about the pros and cons.

**Siding:** You have a few options here..... Wood, metal, vinyl, composite or masonry products. You will want to talk to your builder or architect about the pros and cons.

**Roofing:** Here in Central Texas, it's usually either a standing seam Metal roof, Tile roof (concrete or clay) or Asphalt shingles. There are other options like Slate and wood shake but these are not as common for various reasons. You will want to talk to your builder or architect about the pros and cons.

**Driveway:** Concrete or Pavers. Pavers look wonderful and you have a huge option of colors. They are more expensive than a concrete driveway, but they look a lot nicer. Just google some images and you'll get a good feel for the options.



11200 Ranch Road 2222 Austin, Texas 78730  
 O: (512) 502-8484 www.geschkegroup.com


**Project Name:** \_\_\_\_\_

**Cabinets: Selections due:** \_\_\_\_\_

Location	Type	Color	Style, wood type/Notes:	Photo:
Kitchen	Stain Grade	Pecan Blend	Overlay, Clear Alder	
Kitchen Island	Paint Grade	SW-1234 Grey Dove	Inset Cabinet	
Kitchen				
Kitchen Island				
Pantry				
Wet-bar				
Utility				
Game-Room Bar				
Primary Bath				
Powder Bath				
Bath 2				
Bath 3				
Bath 4				

**Project Name:** \_\_\_\_\_

**Countertops 1 of 2: Selections due:** \_\_\_\_\_

Location	Type	Name & Brand & size & Color	Source & Address	Notes:	Cost:	Photo:
Kitchen	Granite	Ferro Gold #3	ABC Granite Supplies 1234 Reasearch Blvd.	This has a lot of gold in it...and may be too busy	\$95/SF	
Kitchen						
Kitchen Island						
Pantry						
Butler						
Wetbar						
Powder Bath						
Primary Bath						
Utility Room						
Bath 2						
Bath 3						
Bath 4						
Bath 5						
Outdoor Kitchen						



11200 Ranch Road 2222 Austin, Texas 78730  
O: (512) 502-8484 www.geschkegroup.com

.....


**Project Name:** \_\_\_\_\_

**Countertops 2 of 2: Selections due:** \_\_\_\_\_

Location	Type	Name & Brand & size & Color	Source & Address	Notes:	Cost:	Photo:

**Project Name:** \_\_\_\_\_

**Flooring 1 of 2: Selections due:** \_\_\_\_\_

Type	Location	Name & Brand & size & Color	Source & Address	Notes:	Cost:	Photo:
Wood Floor (example)	Great Rm, Dining, Study, Prim. Bed, hallways, bedrooms,	8" plank hand-scraped Pecan	Krystinik Floors	Run with length of the room.	\$18.00/SF	
Wood Floor						
Tile						
Tile						
Carpet						
Carpet						





11200 Ranch Road 2222 Austin, Texas 78730  
 O: (512) 502-8484 www.geschkegroup.com


**Project Name:** \_\_\_\_\_

**Flooring 2 of 2: Selections due:** \_\_\_\_\_

Type	Location	Name & Brand & size & Color	Source & Address	Notes:	Cost:	Photo:


**Project Name:** \_\_\_\_\_

**Interior Doors: Selections due:** \_\_\_\_\_

Location	Type	Brand/Style	Source & Address	Notes:	Cost:	Photo:
Lower Floor	Solid Core Stain grade Knotty Alder	1 3/4" 2 Panel Shaker	WestTech Doors, 1234 Research Blvd. 512-123-4567	Size per plans	\$375.00 each	
Lower Floor						
Upper Floor						
Specialty Location						

**Project Name:** \_\_\_\_\_

**Paint & Texture 1 of 2: Selections due:** \_\_\_\_\_

Location	Name & Brand & size & Color	Wall Texture	Source & Address	Notes:	Photo:
Entry	Paint. SW-1234 White Dove Matte	Light Hand Troweled	Sherwin Williams	Open to a darker color too	
Entry					
Great Room					
Dining					
Kitchen					
Pantry					
Butler					
Game Room					
Primary Bedroom					
Bedroom 2					
Bedroom 3					
Bedroom 4					
Bedroom 5					
Garage					



11200 Ranch Road 2222 Austin, Texas 78730  
 O: (512) 502-8484 www.geschkegroup.com


**Project Name:** \_\_\_\_\_

**Paint & Texture 2 of 2: Selections due:** \_\_\_\_\_

Location	Name & Brand & size & Color	Wall Texture	Source & Address	Notes:	Photo:

**Project Name:** \_\_\_\_\_

**Door Hardware: Selections due:** \_\_\_\_\_


Location	Brand Model	Cost	Source & Address	Notes:	Photo:
Front Door	Baldwin Seattle One	\$313.39	<a href="http://www.Build.com">www.Build.com</a>	Easiest to order from Build.com	
Front Door					
Master Bedroom and all Bedrooms					
Garage Door					
Closets					
Utility Room					

**Some helpful Notes:**

- Larger Sliders doors and some exterior doors already have hardware that comes with it. Double check with your builder. The Front will usually require you to make a selection.
- Check the thickness of your door prior to ordering anything. Doors come in different thicknesses.

**Project Name:** \_\_\_\_\_

**Cabinet Hardware: Selections due:** \_\_\_\_\_

Location	Type /Brand /Model	Cost	Source & Address	# & Notes:	Photo:
Kitchen (example)	Pull or knob- Baldwin Seattle One	\$8.91	<a href="http://www.Build.com">www.Build.com</a>	Need 48. Easiest to order from Build.com	
Kitchen					
Wetbar					
Butler					
Utility Rm.					
Powder Bath					
Primary Bath					
Primary Closet					
Bath 2					
Bath 3					
Bath 4					
Bath 5					

## **Building Material Resources**

### **Appliances:**

- Fergusons: <https://www.ferguson.com/>
- Harway <https://www.harwayappliances.com/>
- Tri-Supply <https://trisupplyhome.com/>
- Build.com ( Same as Fergusons) <https://www.build.com/>
- Home Depot, Lowes, Best Buy, Etc.

### **Plumbing:**

- Fergusons: <https://www.ferguson.com/>
- Build.com ( Same as Fergusons) <https://www.build.com/>
- Moore Supply <https://mooresupplyatx.com/>
- Josco <https://joscoshowroom.com/>
- Alexander Marchant - <https://www.alexandermarchant.com/>
- Home Depot, Lowes, Best Buy, Etc.

### **Lighting:**

- Fergusons: <https://www.ferguson.com/>
- Build.com ( Same as Fergusons) <https://www.build.com/>
- Lighting, inc <https://lightinginc.com/austin>
- Lights fantastic <https://lightsfantasticpro.com/>
- 2 Hills Studio <https://twohillsstudio.com/>
- Home Depot, Lowes, Best Buy, Etc.

### **Décor Tile, etc.& Flooring:**

- Magnolia Interior Surfaces <https://magnoliainteriorsurfaces.com/>
- Materials Marketing <https://www.explorematerial.com/>
- Floor Décor, Home Depot, Lowes, Etc.

### **Wood Floors:**

- Magnolia Interior Surfaces <https://magnoliainteriorsurfaces.com/>
- Kristynik Hardwood Floors <https://kristynik.com/>
- Texas Iowa reclaimed. <http://www.texasiowareclaimed.com/>
- Ace Hardwood Floor <https://acehardwood.com/>

### **Exterior Windows & doors:**

- MGI Window galley. <https://www.mirrorgallery.com/>
- Vista Windows <https://www.vistawd.com/>
- Exclusive Windows. <http://www.exclusivewindowsanddoors.com/>

### **Paint:**

- Sherwin Williams <https://www.sherwin-williams.com/>
- Benjamin Moore <https://www.benjaminmoore.com/en-us>



11200 Ranch Road 2222 Austin, Texas 78730  
O: (512) 502-8484 www.geschkegroup.com

.....

**Door & Cabinet Hardware:**

- Fergusons: <https://www.ferguson.com/>
- Build.com ( Same as Fergusons) <https://www.build.com/>

**Miscellaneous & Cool Stuff:**

- Beams and all things wood. <http://www.texasiowareclaimed.com/>
- Truss & Beams <https://ryanwholesale.com/>
- Old World iron Works. <https://www.oldwestiron.com/>
- WallBytes <https://www.wallbytes.com/>
- Paso Robles Iron Works <https://www.ironhardware.com/>

The End. 😊